




SISALATION®

FOAM CELL

SHED LINER

Reflective insulation

IT'S
WHAT'S ON
THE INSIDE
THAT COUNTS



- FIBRE FREE INSULATION SUITABLE FOR GENERAL PURPOSE BUILDINGS SUCH AS SHEDS AND WORKSHOPS
- REFLECTS UP TO 95% RADIANT HEAT FLOW, ALLOWING FOR COOLER INTERNAL CONDITIONS IN HOT, HUMID CLIMATES
- AIDS IN THE PREVENTION OF CONDENSATION
- AND MORE.....



Fletcher®
Insulation

Building Better, Together.

www.insulation.com.au

info@insulation.com.au

 **1300 654 444**

FOAM CELL SHED LINER, BY SISALATION®, IS A REFLECTIVE INSULATION INCORPORATING A CLOSED CELL FOAM CORE ENCAPSULATED BETWEEN AN UPPER AND LOWER LAYER OF REFLECTIVE FOIL LAMINATE. AN ANTI-GLARE COATING IS APPLIED TO ONE SIDE OF THE COMPOSITE TO REDUCE THE LEVEL OF GLARE EXPERIENCED DURING INSTALLATION.

Typically used as an insulation lining for shed roofs and walls, Foam Cell SHED LINER provides excellent insulation properties as it reflects up to 95% of the sun's radiant heat, thereby limiting the amount of heat transferred into the shed. Foam Cell SHED LINER also acts as an effective water and vapour proofing solution thereby maximising the benefits owners derive from incorporating it into the design and construction of their new shed.

Additionally, Foam Cell SHED LINER achieves an 'Extra Heavy Duty' rating in accordance with Table 1 of AS/NZS4200.1, thus providing maximum durability and increased tear resistance.

Foam Cell Shed Liner is suitable for use in shed applications only and is NOT suitable for use in residential or commercial building applications. For residential and commercial building applications, Sisalation® Foam Cell MULTIPURPOSE R0.2 is recommended.

Refer to www.insulation.com.au for further information.


What The Flap?

Foam Cell SHED LINER incorporates a 150mm reflective foil overlap, commonly referred to as 'the flap' along one side edge to:

- Maximise coverage
- Reduce wastage
- Minimise taping of joints
- Allow for sealed edge protection
- Improve aesthetics in exposed applications
- Save you money!

ONE PRODUCT, MANY BENEFITS

- ADVANCED THERMAL PERFORMANCE REFLECTING UP TO 95% RADIANT HEAT, ALLOWING FOR COOLER INTERNAL CONDITIONS IN HOT, HUMID CLIMATES
- SUITABLE FOR GENERAL PURPOSE BUILDINGS SUCH AS SHEDS AND WORKSHOPS
- RATED AS EXTRA HEAVY DUTY (EHD), PROVIDING MAXIMUM STRENGTH AND DURABILITY
- AIDS IN THE PREVENTION OF CONDENSATION
- MINIMAL FOAM MEMORY ALLOWING FOR EASY AND RAPID INSTALLATION
- INCLUDES A 150MM FOIL FLAP TO MAXIMISE COVERAGE AND MINIMISE TAPING
- INCORPORATES AN ANTI-GLARE COATING ON ONE SIDE FOR ADDED INSTALL SAFETY
- FIBRE FREE INSULATION



THERMAL PERFORMANCE

FOAM CELL SHEDLINER

	HEAT FLOW DOWN	HEAT FLOW UP
Flat metal roof*	R1.8	R0.8
	HEAT FLOW IN	HEAT FLOW OUT
Metal clad wall*	R1.0	R1.1

*Refer to the relevant diagram for additional construction details. To be installed in accordance with Fletcher Insulation installation guidelines.

Construction detail: metal wall or roof, 40mm unventilated air-space between the metal cladding and FOAM CELL.

*Indoor still air-film (Winter Total R-value)

**Indoor still air-film (Summer Total R-value)

The declared Total R-values have been calculated in accordance with the methods outlined in AS4859.1 2002 including Appendix K. The contribution of this product to the Total R-value depends on installation and environmental conditions which includes the effect of dust. The Total R-value will be reduced in the event of the accumulation of dust on upward facing surfaces and in those cavities that are ventilated.



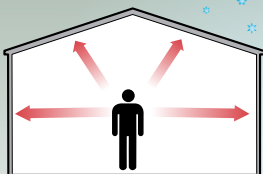
Fletcher Spec^{pro}™

For Total R-value guidance visit:
WWW.INSULATION.COM.AU/FLETCHERSPECPRO

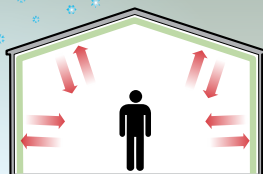


WINTER

WITHOUT FOAM CELL SHED LINER,
HEAT IS QUICKLY ABSORBED
BY THE COLD METAL



WITH FOAM CELL SHED LINER,
ANY HEAT GENERATED IN THE SHED
IS REFLECTED BACK INSIDE,
THEREFORE THE SHED FEELS WARMER



WITHOUT FOAM CELL SHED LINER,
CLADDING IS COLD AND BECAUSE
BREATH IS WARM & MOIST,
CONDENSATION CAN FORM INSIDE



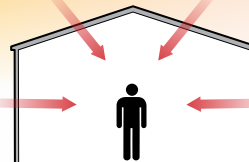
WITH FOAM CELL SHED LINER,
INSULATION WILL BE WARMER
THAN METAL CLADDING SO IT'S LESS
LIKELY TO FORM CONDENSATION INSIDE



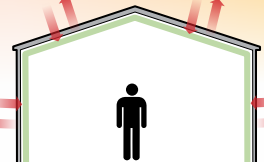
In winter, cold, uninsulated metal walls quickly remove any heat generated in a shed. Foam Cell SHED LINER will reduce this heat transfer and help make the shed feel warmer. It will reduce the risk of condensation by providing an insulating layer between potentially warm, moist air and the cold metal.

SUMMER

WITHOUT FOAM CELL SHED LINER,
HEAT RADIATES INTO THE SHED,
MAKING IT FEEL LIKE A HOT,
STUFFY OVEN



WITH FOAM CELL SHED LINER,
HEAT IS REFLECTED OUTWARDS,
MAKING IT FEEL LIKE A HOT,
STUFFY OVEN



Foam Cell SHED LINER helps keep the heat out. Metal roofs can exceed 80°C in summer causing heat to radiate into uninsulated sheds. Foam Cell SHED LINER greatly reduces this radiation and helps make the shed feel much cooler compared to an uninsulated shed.

Considering an Upgrade? Consider FOAM CELL MULTIPURPOSE RO.2



Specially designed to meet the thermal break requirements for steel framed structures,

Foam Cell MULTIPURPOSE RO.2

provides increased thermal performance and is the compliant choice each and every time.

For further information relating to Foam Cell MULTIPURPOSE, visit www.insulation.com.au

Foam Cell SHED LINER reflective insulation is manufactured to the highest quality standards. Stringent Quality and Environmental Management Systems ensure product and process excellence.

PHYSICAL CHARACTERISTICS	Width	Overlap/ flap	Length	Area per roll	Nominal weight	Product code
	mm	mm	m	m ²	kg	
Foam Cell SHED LINER	1350	150	22.25	30.0	11.5	395262
			33.44	45.0	17.0	395269

TECHNICAL SPECIFICATIONS

Emittance (reflective face) ASTM E408	0.03
Emittance (anti-glare face) ASTM E408	0.06
Duty rating AS/NZS 4200.1 Table 1	Extra heavy
Vapour barrier ASTM E96	Medium
Water barrier AS/NZS 4201.4	High
Shrinkage AS/NZS 4201.3	< 0.5%
Resistance to dry delamination AS/NZS 4201.1	Pass
Resistance to wet delamination AS/NZS 4201.2	Pass
Water absorbency AS/NZS 4201.6	Unclassified
Corrosion resistance AS/NZS 4859.1 Appendix I	Pass

GREEN BUILDING COUNCIL OF AUSTRALIA - GREENSTAR INSULANT ODP COMPLIANT

No ozone depleting substances are used in the manufacture or composition of Foam Cell SHED LINER. Specification of Foam Cell SHED LINER guarantees the use of ODP free insulation while also ensuring that no harmful levels of Volatile Organic Compounds (VOC's) are released. This allows for the incorporation of environmentally preferable insulation whilst also maintaining indoor air quality.

SPECIFICATION GUIDELINES

The insulation shall be Foam Cell SHED LINER with an Extra Heavy Duty rating in accordance with AS/NZS 4200.1. Supplied by Fletcher Insulation, the insulation material shall incorporate a 150mm wide overlap along one side length and shall be installed in accordance with Fletcher Insulation installation guidelines available for download via www.insulation.com.au

**Fletcher[®]
Insulation**
Building Better, Together.

Fletcher Insulation
600 Woodstock Ave
Rooty Hill NSW 2766

P 1300 654 444
F 02 9675 2618
E info@insulation.com.au

**AN EXTENSIVE NATIONAL SALES AND DISTRIBUTION NETWORK
MEANS WE'VE GOT YOU COVERED!**

