

It's your decision

The very best kitchen solutions from around the world have been brought together to create a stunning range of modular kitchens, all available to order today.

Durability is key across the entire Principal range with doors and drawer fronts in quality laminate, UV, acrylic and 2 pack painted finishes, cabinets built in Australia, German soft close drawers, Italian soft close hinges. The care and attention to detail we put into every kitchen makes a world of difference.

The Principal quality

Every detail of the kitchen you're about to discover has been designed around the very best in contemporary living. With clever storage solutions, the latest finishes and special touches to make your kitchen distinctly your own, Principal helps set a new standard in kitchen design trends. Discover durable and stylish benchtops and finish your room with sinks and tapware. From traditional looks to ultra cool and contemporary, there really is something to inspire everyone in a Principal kitchen.

Installing your Principal kitchen couldn't be easier with all assembly hardware included in our cabinet packs such as hinges, runners, screws and cabinet feet. No separate purchases of this hardware or fasteners are required.

Finest quality finishes

Our kitchens are finished with the finest quality doors and drawer fronts in laminate, UV, acrylic and 2 pack painted finishes, Italian soft close hinges, and drawer runners and hardware from Häfele and Kessebohmer. For the ultimate peace of mind, all of these components come with a 10 year guarantee.

Premium 18mm doors

Quality and durability is key. Substantial 18mm doors on all our kitchens provide that premium feel and reduce the risk of bowing.

With you all the way

Our in store designers are on hand to help you select the right kitchen for your home and your lifestyle. And they know every detail of the kitchens inside and out, to give you the right advice first time, every time.

Available to order and ready when you are

Subject to availability, your kitchen will usually be ready to deliver in as little as 14 days.

Our warranty - built for life

Your kitchen is the heart to the home. So it's great to know your Principal kitchen is backed by a 10 year guarantee. All cabinetry features solid backs, high moisture resistant E1 Australian particle board, quality PVC edging on all exposed edges of the cabinetry and multiple support rails to take substantial weight. Which means you can be sure your kitchen will withstand the realities of modern life.

The Environment

Principal kitchens are committed to the environment and reducing the impact we're all having on the world's natural resources. With that in mind, we created a very high set of environmental standards for our kitchens.

- > All cabinetry and doors are made using board supplied from controlled sources.
- > We use E1 (low formaldehyde emitting) rated timber board and panels in the manufacturing of all cabinets, doors and laminate benchtops.

Contents

| | | |
|-----------------------------|---------------------------------|--|
| 04 PLANNING | 36 SHOWCASE DOORS | 62 BASE STORAGE |
| PRINCIPAL DOORS 06 | LAUNDRY 38 | CORNER SOLUTIONS 63 |
| 08 METRO | 40 DESIRE PAINTED DOOR | 64 OVERHEAD STORAGE |
| ALFRESCO 10 | OUTDOOR KITCHEN 42 | DRAW ORGANISATION 65 |
| 12 BRIGHTON | 44 CABINETRY | 66 WASTE & LAUNDRY MANAGEMENT |
| MISSION BEACH 14 | LAMINATE BENCHTOP 46 | ACCESSORIES 68 |
| 16 FUJI WHITE | 48 STONE BENCHTOPS | 69 LIGHTING |
| JAPANESE PEAR 18 | GLASS SPLASHBACK 50 | PLANNING TIPS 70 |
| 20 PURITY | 51 POLYMER SPLASHBACK | 71 END PANELS & CAVITIES |
| SHAKER 22 | STANDARD HANDLES 52 | MEASURING TIPS 72 |
| 24 HAMPTON | 53 PREMIUM HANDLES | 73 DESIGN SPACE |
| NEWPORT 26 | APPLIANCES 54 | DELIVERY & INSTALL 74 |
| 28 SORRENTO | 56 SINKS | 75 ESSENTIALS CHECKLIST |
| BEAUMARIS 30 | TAPWARE 58 | 6 CABINET DESIGN 76 |
| 32 KIRRA | 59 FILTRATION | 77 ZIP MONEY |
| ALLURE DOORS 34 | PANTRY SOLUTIONS 60 | WARRANTY INFORMATION 78 |

Planning

Are you ready to plan your new kitchen?

Visit principal.2020.net today to start designing. Measure your space and plan your new kitchen using our online kitchen designer. Create your room, choose kitchen style, drop and drag kitchen elements - once its complete, you can share your design with friends or print it out as a shopping list to take into your local store to order.

A new kitchen doesn't have to be hard work, this helpful planning guide is full of tips and advice to help you create your dream kitchen. First up, you need to think about the basics. What do you need from your kitchen? This is probably the most important question, because apart from looking great it really needs to function well.

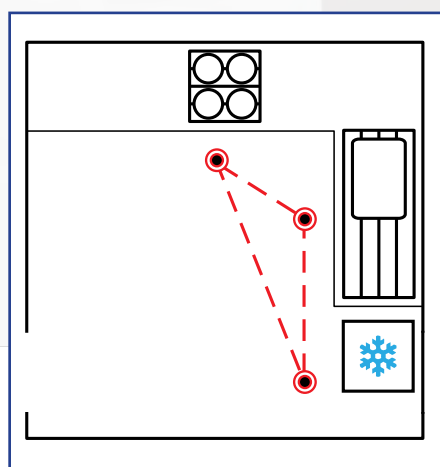
Think about these things and make a list:

- > How will your family use it?
- > Do you need more storage than you have now?
- > Do you need more drawers or places to store pots and pans?
- > Will you need space for a dishwasher?
- > Is a pantry an option?



The working triangle:

Consider the natural flow between work zones in the kitchen. This work path is often referred to as the 'working triangle'. The working triangle illustrates the path between the most frequently used work areas, such as the fridge, sink and cooking appliances. Reducing the size of the working triangle will save you time and effort in your new kitchen. Using these four common kitchen layouts (Straight line, L-shape, U-shape and Galley), and referring to the working triangle, select the design most suited to your new kitchen.



L-SHAPED KITCHEN

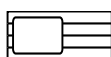
One of the most common layouts is the L-shaped kitchen, ideal for homes incorporating a small table for dining in the kitchen space.



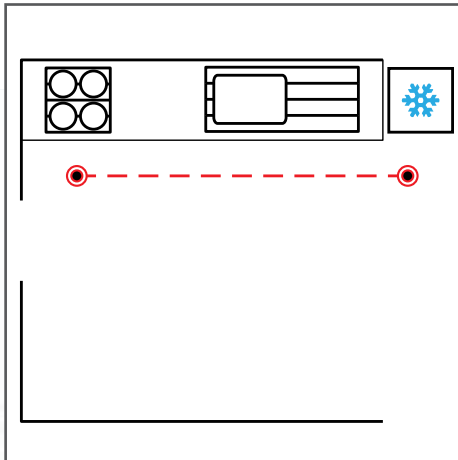
= Fridge



= Cooktop

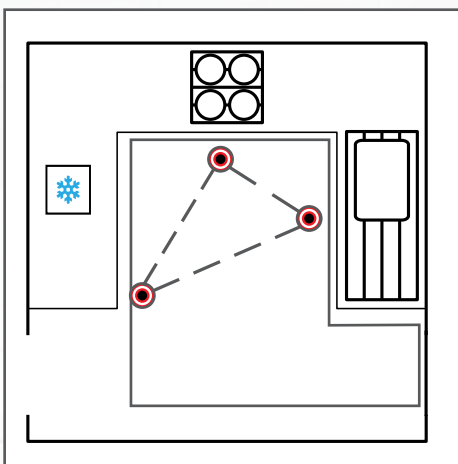


= Sink



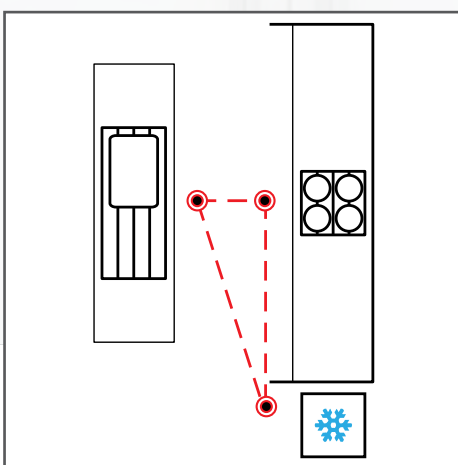
STRAIGHT LINE KITCHEN

This layout is best when the space available for your new kitchen is limited. There is no working triangle shown because the workflow is based on a straight line.




U-SHAPED KITCHEN

If you have a large room, and want the most efficient working triangle, then the U-shaped kitchen is ideal. It is also perfect for the demands of a family, offering maximum storage space with many wall cabinet options.



GALLEY KITCHEN

This layout is featured in many homes, as it provides two opposing working and storage areas. Add a couple of bar stools to the island unit and this becomes a great kitchen for entertaining. Ideal for open plan living.



Principal.

PRINCIPAL DOORS

The Principal range features 18mm doors as standard and is manufactured using only sustainable timber sources.

Quality and durability is key across the entire Principal range. Offering doors and drawer fronts in laminate, UV, acrylic and 2 pack painted finishes, the substantial 18mm doors provide that premium feel and reduce the risk of bowing






METRO PAGE 8
White Matt
Premium Melamine



ALFRESCO PAGE 10
Woodgrain Matt
Premium Melamine




BRIGHTON PAGE 12
Light Grey Gloss
UV Lacquer



MISSION BEACH PAGE 14
White Gloss
UV Lacquer



FUJI WHITE PAGE 16
White Gloss
Acrylic



JAPANESE PEAR PAGE 18
Woodgrain Gloss
UV Lacquer




PURITY PAGE 20
White Gloss
2 pack paint



SHAKER PAGE 22
White Satin
2 pack paint



HAMPTON PAGE 24
White Gloss
2 pack paint



NEWPORT PAGE 26
White Gloss
2 pack paint



SORRENTO PAGE 28
Dark Grey Gloss
UV Lacquer



BEAUMARIS PAGE 30
Grey Metallic Gloss
Acrylic



KIRRA PAGE 32
White satin
2 pack paint



ALLURE PAGE 34
Frosted Glass
Aluminium Frame



SHOWCASE PAGE 36
White Gloss, Clear Glass
2 pack paint



VISTA
White Satin, Clear Glass
2 pack paint

Principal.

METRO

Classic, timeless and clean lines. Metro white doors work perfectly in any kitchen. This sleek, straight line design is perfect for a studio space. The clean, simple lines hide a myriad of features like plate drawers with a smooth soft close motion. All at a price that will amaze you.



METRO
White Matt
Premium Melamine



Principal.



Benchtops, splashback, handles, sinks, taps, appliances and accessories are available as optional extras

Principal.



Benchtops, splashback, handles, sinks, taps, appliances and accessories are available as optional extras

Principal.

ALFRESCO

Alfresco provides a modern fine grain timber look. This impressive galley style design with a contemporary colour scheme and bold accents is a classic example of a kitchen you would normally find in a designer apartment or home all with a smooth soft close action.




ALFRESCO
Woodgrain Matt
Premium Melamine



Principal.

BRIGHTON

Featuring UV lacquer with an ultra high gloss finish for high impact. Brighton is eye catching and stylish in neutral grey and has a matching colour polymer edge on the doors and drawer fronts.



BRIGHTON
Light Grey Gloss
UV Lacquer



Principal.



Benchtops, splashback, handles, sinks, taps, appliances and accessories are available as optional extras

Principal.



Benchtops, splashback, handles, sinks, taps, appliances and accessories are available as optional extras

Principal.

MISSION BEACH

Brighten up your kitchen with Mission Beach white gloss doors and drawers. Great for rooms needing protection against light due to the UV lacquer finish.

MISSION BEACH
White Gloss
UV Lacquer

Principal.

FUJI WHITE

A stunning collection of ultra modern doors with a high gloss acrylic white finish and a stunning 3D glass effect edge - producing deceptively real glazed appearance. Pictured here in a galley design, the practical layout makes modern living easy and elegant.



FUJI WHITE

White Gloss
Acrylic



Principal.



Benchtops, splashback, handles, sinks, taps, appliances and accessories are available as optional extras

Principal.




Benchtops, splashback, handles, sinks, taps, appliances and accessories are available as optional extras

Principal.

JAPANESE PEAR

Featuring a luxurious 3D edge, the high gloss UV lacquer doors offer an exceptionally modern glass effect and deceptively real glazed appearance. The galley styled L-shaped layout, pictured here, maximises the available wall space whilst allowing plenty of room for entertaining friends and family.



JAPANESE PEAR
Woodgrain Gloss
UV Lacquer



Principal.

PURITY

A simple, yet sleek and modern high gloss white kitchen. The integrated J-pull handle routed into the door creates a sophisticated designer look and avoids the need for handles.



PURITY
White Gloss
2 pack paint



Principal.



Benchtops, splashback, handles, sinks, taps, appliances and accessories are available as optional extras

Principal.



Benchtops, splashback, handles, sinks, taps, appliances and accessories are available as optional extras

Principal.

SHAKER

Shaker's crisp white colour and satin texture combination creates a simple kitchen of striking contrasts. Drawing its inspiration from the classic European Shaker door, is instantly appealing and works equally well in a small space as it does in a larger one.



SHAKER
White Satin
2 pack paint



Principal.

HAMPTON

Hampton is a timeless kitchen style and is immediately obvious why its appeal never diminishes. A classically styled white gloss finish with french cut detail and raised centre panel commands attention, whilst providing warmth and versatility to combine with a multitude of benchtop and splashback decors. Featured here is the Showcase glass door, a perfect match to the Hampton finish.



HAMPTON
White Gloss
2 pack paint



Principal.



Benchtops, splashback, handles, sinks, taps, appliances and accessories are available as optional extras

Principal.



Benchtops, splashback, handles, sinks, taps, appliances and accessories are available as optional extras

Principal.

NEWPORT

Create the ultimate in crisp, sleek minimalist design with timeless gloss white Newport.

The cool gloss finish of this sleek, modern kitchen creates immediate impact in your home.



NEWPORT
White Gloss
2 pack paint



Principal.

SORRENTO

Effortlessly eye catching, the high gloss finish of this sleek, modern kitchen creates immediate impact in your home. Features UV lacquered door with colour matched edging.



SORRENTO
Dark grey Gloss
UV Lacquer



Principal.



Benchtops, splashback, handles, sinks, taps, appliances and accessories are available as optional extras

Principal.



Benchtops, splashback, handles, sinks, taps, appliances and accessories are available as optional extras

Principal.

BEAUMARIS

Chic in metallic grey, this kitchen has an ultra high gloss finish with an illuminating glass effect.



BEAUMARIS
Grey Metallic Gloss
Acrylic



Principal.

KIRRA

Made and crafted in Italy, the Kirra style provides a modern matt white textured finish and seamless 2 pack painted door.



KIRRA
White satin
2 pack paint




Principal.



Benchtops, splashback, handles, sinks, taps, appliances and accessories are available as optional extras

Principal.



Benchtops, splashback, handles, sinks, taps, appliances and accessories are available as optional extras

Principal.

ALLURE

This modern design features frosted toughened glass and aluminium frame shown here with mission beach doors and drawers. Add in cabinetry lighting to complete the look.



ALLURE
Frosted Glass
Aluminium Frame



Principal.

SHOWCASE

The showcase overhead doors feature 4mm toughened glass, a gloss white finish frame and is crafted in Italy.

Paired here with the Principal Hampton doors, this style will give your kitchen an elegant and unique look.



SHOWCASE

White Gloss, Clear Glass
2 pack paint



Principal.



Benchtops, splashback, handles, sinks, taps, appliances and accessories are available as optional extras

Principal.



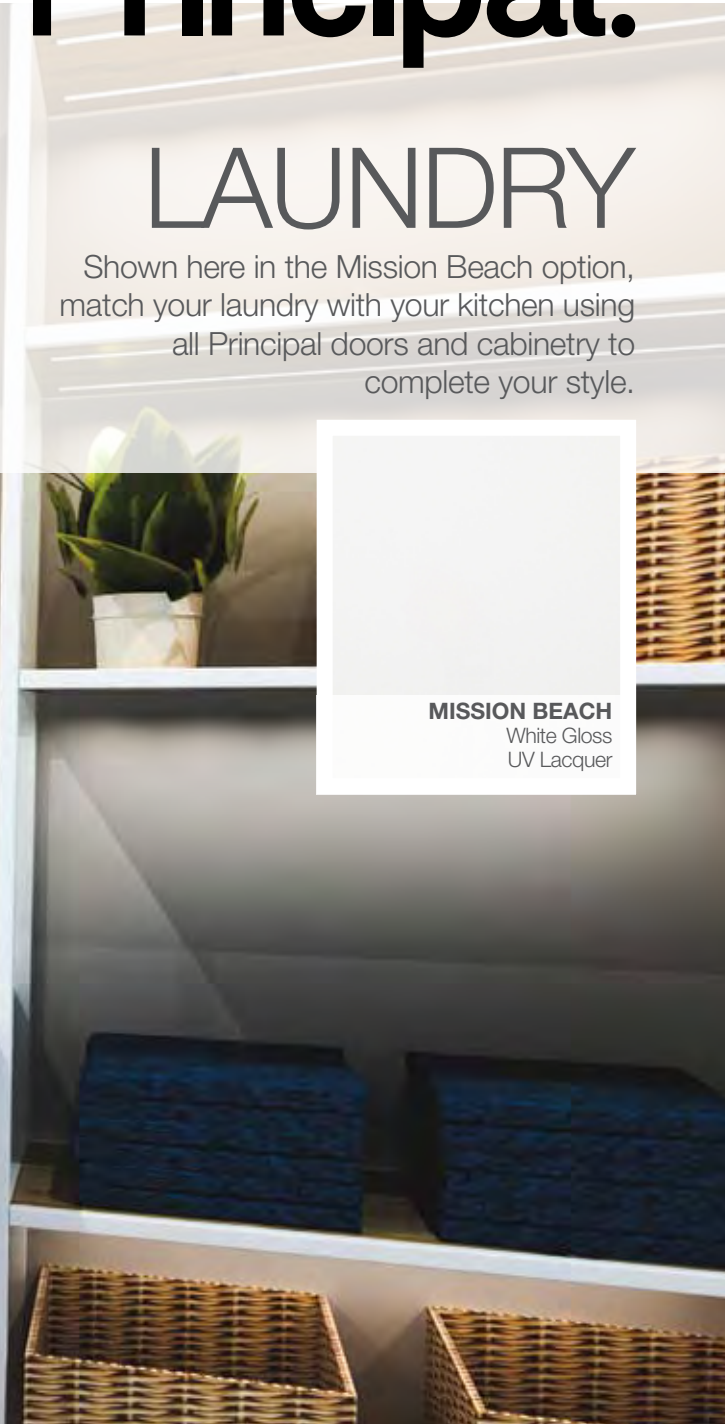
Benchtops, splashback, handles, sinks, taps, appliances and accessories are available as optional extras

Principal.

LAUNDRY

Shown here in the Mission Beach option, match your laundry with your kitchen using all Principal doors and cabinetry to complete your style.

MISSION BEACH
White Gloss
UV Lacquer



Principal.

DESIRE PAINTED DOORS

The Desire painted door range has been developed to bring you unlimited options when designing your kitchen. You can choose from 4 unique door designs, unlimited colour options from the Dulux colour palette and two finishes.



Principal.



SLAB

3 mm edge



J-PULL

Finger pull



PROFILE

3 mm edge



PANEL

3 mm edge




Principal.

ALFRESCO OUTDOOR KITCHEN


Available in 4 configurations with 6 compact laminate door front options.

Designed with treated foam fill cabinetry for outdoor use, complete with granite benchtops to help create your ultimate outdoor dining experience.

Available in 6 door colours



Available in 3 benchtop colours



CA 3
Cloud

Principal.

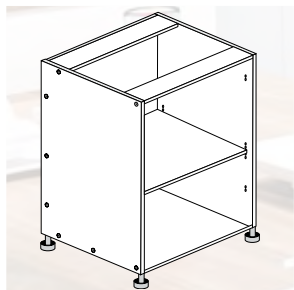


Principal.

CABINETRY

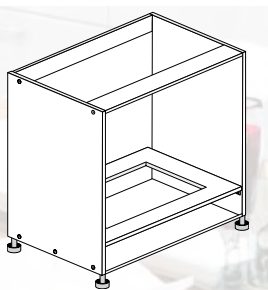
Our Principal cabinetry range has a huge number of options from base, tall wall, short wall, oven, microwave, pantry, drawer as well as corner options.

All our cabinets are made in Australia from E1 highly moisture resistant board.



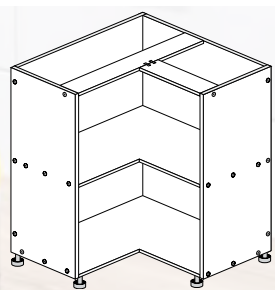
BASE CABINET

150, 200, 300, 350, 400, 450,
500, 600, 700, 800, 900, 1000 mm



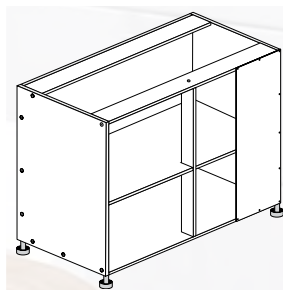
OVEN CABINET

600 & 900 mm



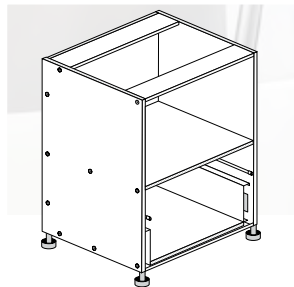
CORNER CABINET

900 x 900mm



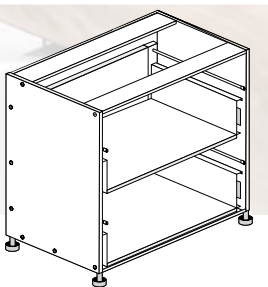
BLIND CNR CABINET

1100mm



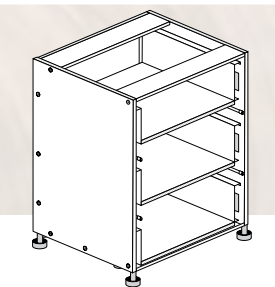
CABINET WITH 1 DRAWER

600mm



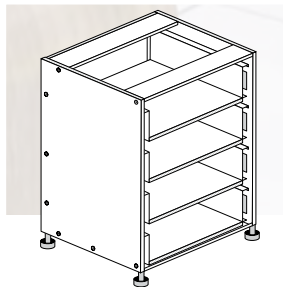
CABINET WITH 2 DRAWER

900mm



CABINET WITH 3 DRAWER

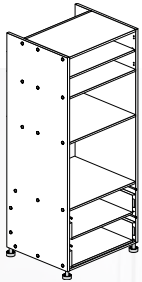
600, 800 & 900mm



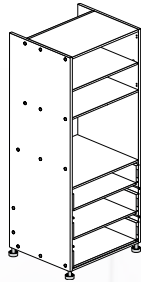
CABINET WITH 4 DRAWER

450mm

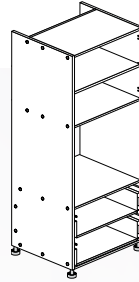
All drawers are soft close as standard



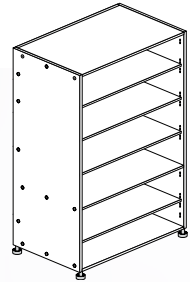
2 DRAWER OVEN TOWER
600mm, with microwave opening



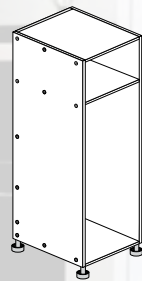
3 DRAWER OVEN TOWER
600mm



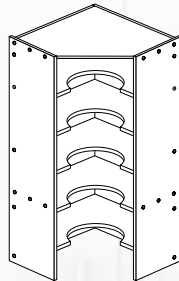
DOUBLE OVEN TOWER
600mm, with 2 drawers



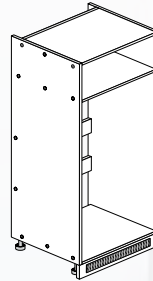
PANTRY CABINET
300, 400, 450, 600, 800 & 900mm



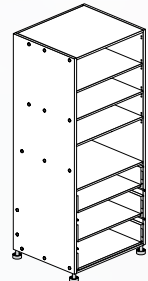
PULL OUT PANTRY
300mm
Mechanism sold separately



CORNER PANTRY
1010mm, 2204mm high

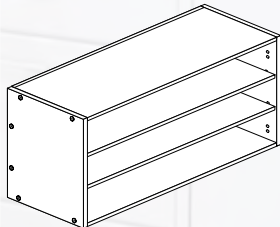


INTEGRATED FRIDGE CAB
600mm



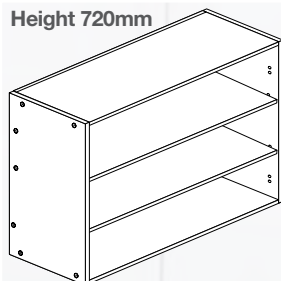
3 DRAWER PANTRY CABINET
600mm, internal drawers

Height 592mm



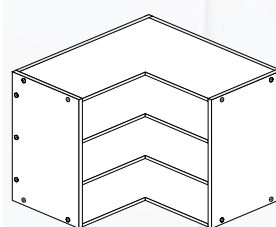
SHORT WALL CABINET
150, 200, 300, 350, 400, 450,
500, 600, 700, 800 & 900mm

Height 720mm



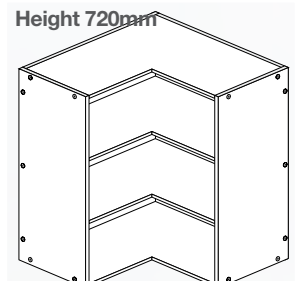
TALL WALL CABINET
150, 200, 300, 350, 400, 450,
500, 600, 700, 800 & 900mm

Height 592mm

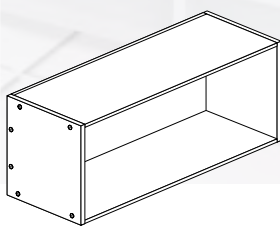


SHORT CORNER WALL CABINET
600 x 600mm

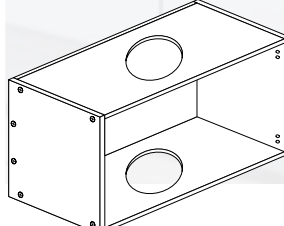
Height 720mm



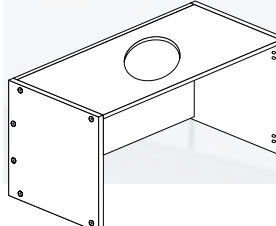
TALL CORNER WALL CABINET
600 x 600mm



OVER FRIDGE CABINET
800, 900 & 1000mm

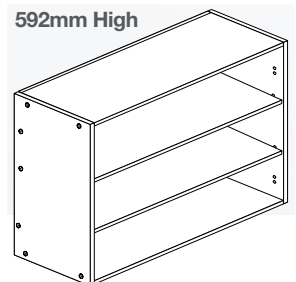


RANGEHOOD CABINET
600 & 900mm



INTEGRATED RANGEHOOD
600 & 900mm

592mm High



SHORT FREE FLAP CABINET
800 & 900mm

All drawers are soft close as standard

Laminate Benchtops

HAFELE

Laminate benchtops are designed for applications such as kitchen benchtops, counter tops, bathroom vanities and laundry benchtops where a durable decorative surface is required.

Our laminate benchtop range is:

- Tough and durable
- Resistant to cracking and chipping
- Moisture resistant E0 (lightweight) LDF substrate
- Available in 33mm and 40mm
- Available in gloss, matt and textured finishes (Matera only)
- Made in Australia



**ATHENA
STONE**

Matera



**BERNINI
MARBLE**

Matera



**CALCUTTA
DORO**

Matera



**CALCUTTA
GREY**

Matera



**CATALINA
MARBLE**

Matera




**DARK
CEMENT**

Matera




**DESIDERIA
MARBLE**

Matera



**GREY
CEMENT**

Matera



**NAVONA
STONE**

Matera




**PORTLAND
STONE**

Matera



**TUNISIA
STONE**


Matera



**WHITE
CEMENT**

Matera

Principal.






Stone Benchtops

Design freedom. Endless possibilities.


Combining the beauty and strength of quartz – one of nature's strongest minerals, Caesarstone® quartz surfaces retain the cool, tactile qualities of natural stone yet are resistant to stains, scratches, heat, mould and are easy to clean, making them excellent surfaces for kitchens, bathrooms & more.



VoglioStone




SNOW



**FROSTY
CARRINA**




**FRESH
CONCRETE**



**CALACATTA
NUVO**


Principal.



**PURE
WHITE**



**WHITE
ATTICA**




**FROZEN
TERRA**



**WHITE
SHIMMER**



OSPREY



**LONDON
GREY**



LINEN



CLAMSHELL



**GEORGIAN
BLUFFS**



**ALPINE
MIST**




**RAW
CONCRETE**



OYSTER



SHITAKE



**WILD
RICE**







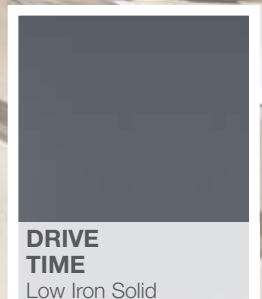


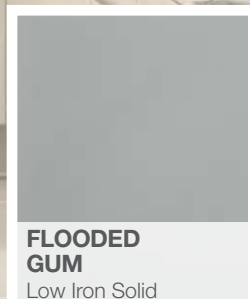
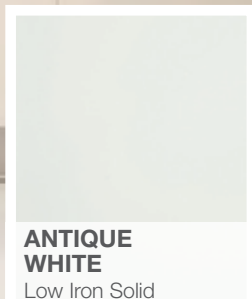


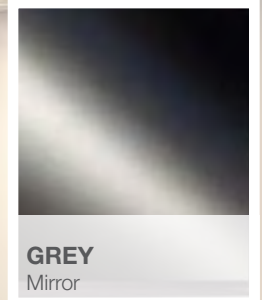


**VANILLA
NOIR**



**JET
BLACK**

Glass Splashback

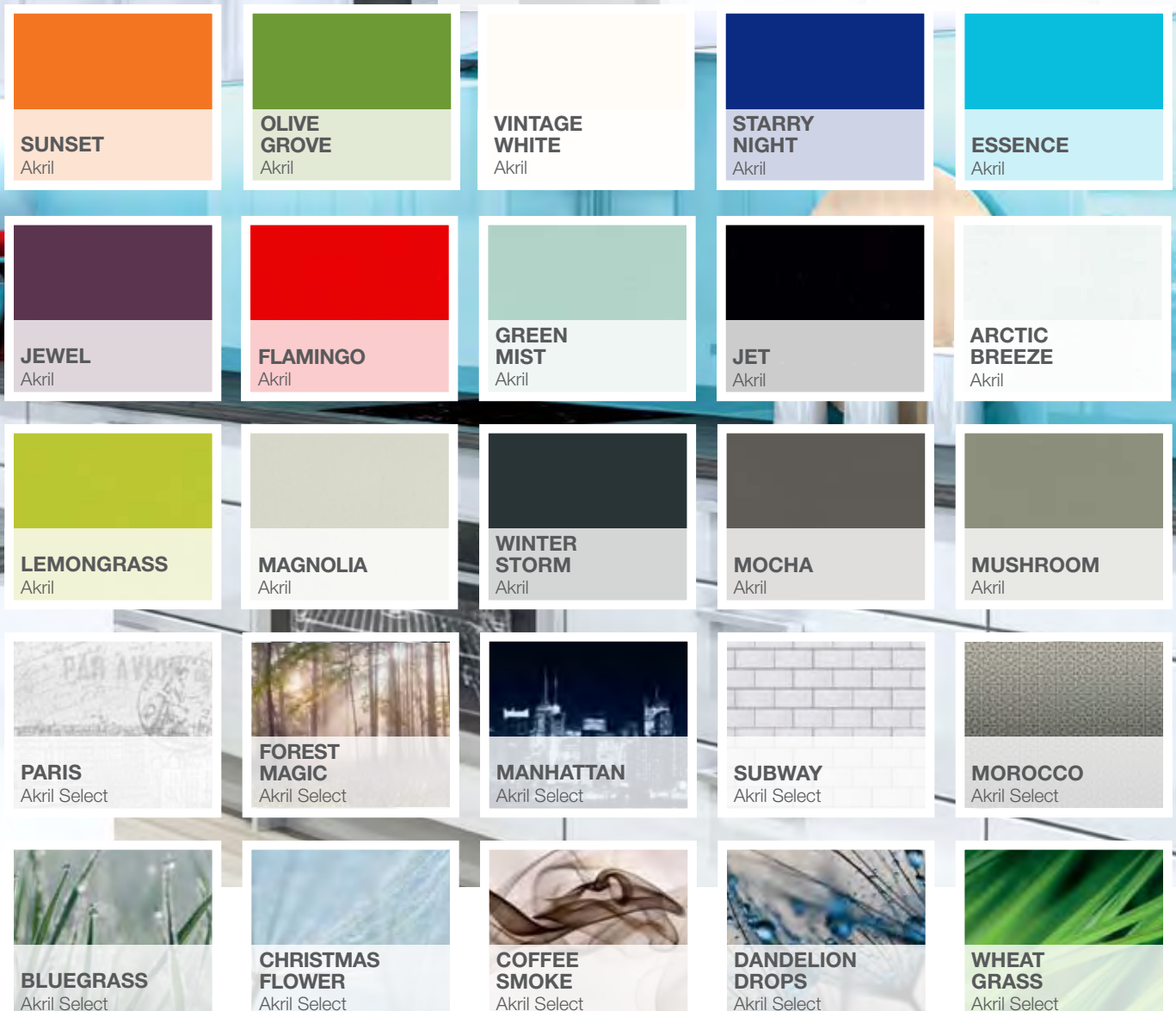
VoglioGlass



Principal.

Polymer Splashback

Akril is a highly engineered polymer, enhanced with colour, that offers a new source of design inspiration.




Standard Handles

HÄFELE



**MATT CHROME PLATED
T-BAR HANDLE**

135 x 35mm 491.41.906




**MATT STAINLESS STEEL
D HANDLE**

170 x 35mm 491.41.056



**STAINLESS STEEL
D HANDLE**

136 x 27 mm 491.41.757




**MATT PLATED CHROME
D HANDLE**

128 x 25mm 491.42.054



**MATT PLATED CHROME
D HANDLE**

138 x 28mm 491.42.004



**MATT CHROME
D HANDLE**

106 X 35mm 491.06.215



**STAINLESS STEEL
D HANDLE**

172 x 25mm 491.42.207



**NICKEL MATT
BOW HANDLE**

148 x 30mm 491.42.359



**MATT PLATED CHROME
BOW HANDLE**

112 X 24mm 491.41.954



**MATT PLATED CHROME
PULL HANDLE**

172 x 24mm 491.61.026




**ANTIQUE IRON
D HANDLE**

136 x 33mm 491.41.504




**NICKEL-PLATED,
BRUSHED KNOB**

35 x 20mm 491.51.362



**ANTIQUE IRON
KNOB**

34 x 25mm 491.51.260




**ANTIQUE IRON
KNOB**

70 x 37mm 491.51.320



**POLISHED CHROME
KNOB**

20 x 25mm 491.51.380



**NICKEL MATT
KNOB**

30 X 23mm 491.01.210

Premium Handles

HÄFELE



**NICKEL-PLATED
BRUSHED, HANDLE**

232 x 28mm 491.42.756



**CHROME-PLATED,
POLISHED, HANDLE**

160 x 48mm 491.43.255



**OIL RUBBED BRONZE,
HANDLE**

176 x 32mm 106.61.124



**MATT BLACK ZINC
D HANDLE**

168 x 27mm 491.41.032



**MATT BLACK
STEEL HANDLE**

168 x 35mm 491.41.041



**CHROME PLATED
POLISHED HANDLE**

220 x 30mm 491.41.090



**WHITE MATT ZINC
HANDLE**

220 x 30mm 491.41.092



**BLACK MATT ZINC
HANDLE**

220 x 30mm 491.41.093




**BLACK MATT ZINC
HANDLE**

170 x 28mm 491.41.110



**WHITE MATT ZINC
HANDLE**

170 x 28mm 491.41.112



**BLACK MATT ZINC
HANDLE**

138 x 28mm 491.41.120



**CHROME PLATED
POLISHED HANDLE**

180 x 28mm 491.41.130



**MATT WHITE ZINC
HANDLE**

180 x 28mm 491.41.134



**MATT WHITE ZINC
HANDLE**

212 x 28mm 491.41.135



**MATT BLACK ZINC
HANDLE**

180 x 28mm 491.41.136



**MATT BLACK ZINC
PULL HANDLE**

172 x 24mm 491.41.140

Appliances



**60CM 4 BURNER
GAS COOKTOP**

EV4BGSX



**60CM FAN FORCED
5 FUNCTION OVEN**

EV600BSS2



**60CM SLIDE OUT
RANGEHOOD**

ES602SS




**90CM 5 BURNER GAS
COOKTOP & WOK
BURNER**

EV90BGCSX



**90CM FAN FORCED
7 FUNCTION OVEN**

EV900MSX



**90CM CANOPY
RANGEHOOD**

EA90SX



**60CM ELECTRONIC
CONTROL CERAN
GLASS 4 ZONE
COOKTOP**

ECT600C4



**90CM FREESTANDING
ELECTRIC OVEN WITH
GAS HOB & CAST IRON
TRIVETS**

EV900DPSX



**60CM CYCLE
DIGITRONIC
DISHWASHER**

EDV606SX

TECHNIKA®



**7KG ELECTRIC
CONDENSER DRYER**

TCD7E



**7.5KG FRONT LOADING
WASHING MACHINE**

T7E1200FL-2



7.5KG VENTED DRYER

TVD7U

Baumatic®



60CM CERAMIC COOKTOP

BCT4



60CM GAS COOKTOP

BG4S



60CM INDUCTION COOKTOP

BHI650



60CM FAN FORCED OVEN

BO7C



60CM PYROLYTIC MULTIFUNCTION OVEN

BMOP12



90CM FREESTANDING GAS/ELECTRIC OVEN

BAF90EG



60CM DISHWASHER 14 PLACE SETTING

BMD14S



60CM SLIDEOUT RANGEHOOD

GEH6017



52CM UNDERMOUNT RANGEHOOD


GUH52SD

VENETO™



60CM CERAMIC COOKTOP

VCER60




60CM GAS COOKTOP

VH64FSS



60CM 5 FUNCTION OVEN

VO60SS




60CM SLIDEOUT RANGEHOOD

VSL60SS



90CM GAS COOKTOP

VH90FSS



90CM 6 FUNCTION OVEN

VO90SS



90CM SLIDEOUT RANGEHOOD

SL10190ISS-4

Sinks

Oliveri®



APOLLO DOUBLE BOWL SINK

AP1464




DIAZ DOUBLE UNDERMOUNT SINK

DZ10U



NU-PETITE DOUBLE BOWL TOPMOUNT SINK WITH DOUBLE DRAINER

NP653



SPECTRA 1 & 1/2 BOWL GUNMETAL SINK

SB35GM



SONETTO 1 & 3/4 BOWL TOPMOUNT SINK WITH DRAINER

SN1011



SANTORINI BLACK 1 & 3/4 BOWL TOPMOUNT SINK WITH DRAINER

ST-BL1510

HÄFELE



SQUARELINE 1 & 3/4 BOWL SINK & DRAINER

567.30.776



SQUARELINE 1 & 3/4 BOWL SINK

567.33.076



UNDERMOUNT SINGLE BOWL SINK, STAINLESS STEEL

567.33.130



SQUARELINE SINGLE BOWL SINK

567.30.246



SQUARELINE LINEN SINGLE UNDERMOUNT SINK GUNMETAL

567.30.856



50L LAUNDRY TUB, STAINLESS STEEL

567.30.120



LAGO DOUBLE BOWL SINK

LG200




DAINTREE DOUBLE BOWL UNDERMOUNT SINK

Q200U



EURONOX 1 & 7/8 BOWL SINK & DRAINER

EUA180L



SCHOCK TYPOS 1 & 3/4 BOWL SINK WITH DRAINER ONYX

TD200B



SCHOCK TYPOS DOUBLE BOWL UNDERMOUNT SINK ONYX

TN200B



SINGLE BOWL LAUNDRY SINK 45L

LT120



NUGLEAM SINGLE BOWL SINK & DRAINER

73101



SQUARELINE SINGLE BOWL SINK & DRAINER

73141



SQUARELINE PLUS SINGLE BOWL

73178



NUGLEAM 1 & 3/4 BOWL SINK & DRAINER

73105



SQUARELINE 1 & 3/4 BOWL SINK & DRAINER

73145



SQUARELINE PLUS DOUBLE BOWL

73179

Tapware

ARMANDO VICARIO
rubinetterie



PULL OUT KITCHEN MIXER
5 Star WELS rating,
5 Litres per minute
Made in Italy SK5-AV



LUZ PULL OUT KITCHEN MIXER
4 Star WELS rating,
7.5 Litres per minute
Made in Italy LUZ



TINK PULL-OUT KITCHEN MIXER
4 Star WELS rating,
7.5 Litres per minute, Black
Made in Italy TINKD-B

Olivieri



ESSENTIALS PULL-OUT RIGHT ANGLE MIXER
4 Star WELS rating,
7.5 litres per minute ES570-P



ESSENTE STAINLESS GOOSE NECK PULL-OUT MIXER
4 Star WELS rating,
7.5 litres per minute SS2525



VILO PULL-OUT SPRAY MIXER
4 Star WELS rating,
6.5 litres per minute VT0426C

METHVEN



CULINARY GOOSENECK PULL-OUT SINK MIXER
4 Star WELS rating
7.5 Litres per minute 01-2329A



URBAN PULL-OUT SINK MIXER - CHROME/BLACK
4 Star WELS rating
7.5 Litres per minute 01-0325



GASTON PULL DOWN SINK MIXER - CHROME/BLACK
4 Star WELS rating
7.5 Litres per minute 02-1055

miXX
TAPWARE and ACCESSORIES
By Brasshards



KUBOS SINK MIXER MATT BLACK
5 Star WELS Rating
5.5 litres per minute 11SL161ML



TRINSIK SINK MIXER
5 Star WELS Rating
5.5 litres per minute 11SL771CL



ALPINE PULLOUT SINK MIXER
4 Star WELS Rating
7.5 litres per minute 7SL306CL

PHOENIX
TAPWARE, SHOWERS & ACCESSORIES



VIVID SLIMLINE SINK MIXER CHROME
4 Star WELS Rating
7.5 litres per minute VS735CHR



VIVID SLIMLINE PULL OUT SINK MIXER MATT BLACK
5 Star WELS Rating
5 litres per minute VS7105-10



BLIX KITCHEN MIXER BRUSHED NICKEL
5 Star WELS Rating
6 litres per minute 10473100BN

Filtration & Waste Disposal



ZIP HYDROTAP CLASSIC BC
Zip HydroTap Classic offers filtered boiling and chilled water with a single under bench command centre.

HT1784



Zip HydroTap Arc BCS
The Zip HydroTap Arc will complement any kitchen or office space. With filtered boiling, chilled and sparkling water it features a single under bench command centre.

HT2783



Zip HydroTap Celsius All-In-One BCSHA
Featuring filtered boiling, chilled & sparkling water, plus unfiltered hot and cold, Zip HydroTap All-In-One Celsius Arc offers every kind of water in one stylish tap.

MT2790



PUREMIX-Z7 Drinking Water Filter System

The PUREMIX-Z7 high-flow under-sink water filter system, providing pure and healthy drinking water from your very own existing home tap. No extra tap is required, as it fits to the connection of any standard mixer tap.

PUREMIX-Z7



INSINKERATOR® EVOLUTION 100

With 2-stage grind and quiet technologies, 0.75 hp, auto-reverse grind system, stainless steel grind chamber, grinding elements and built-in air switch in chrome. Guarantee: 5 Year parts and service.

EVOLUTION 100



INSINKERATOR® MODEL 66

With 1-stage grind technology, .75 hp motor, auto-reverse grind system, stainless steel grind elements and built-in air switch in chrome. Guarantee: 4 Year parts and service.

MODEL 66



INSINKERATOR® MODEL 56

With 1-stage grind technology, 0.55 hp motor and stainless-steel grind elements. Guarantee: 3 Year parts and service.

MODEL 56

Pantry Solutions

The Principal Range utilises Kesseböhmer by Häfele to add functionality to your kitchen. Manufactured in Germany, Kesseböhmer by Häfele accessories are the perfect combination of style and practicality.

HÄFELE
KESSEBÖHMER





KESSEBÖHMER DISPENSA
 Chrome Arena Style 546.51.321
 Anthracite Arena Style 546.45.411



KESSEBÖHMER CONVOY CENTRO
 Glass Arena Vario 545.81.683



KESSEBÖHMER TANDEM
 Chrome Arena Style 545.94.612
 Anthracite Arena Style 545.93.431



KESSEBÖHMER CONVOY LAVIDO
 Glass Arena Vario 545.62.516
 Anthracite Arena Style 549.63.916



ANTHRACITE ARENA STYLE



CHROME ARENA STYLE

Base Storage

HÄFELE
KESSEBÖHMER




**KESSEBÖHMER NO15
ARENA STYLE**
2 Tier pullout 549.24.320



**KESSEBÖHMER NO15
ARENA STYLE**
Towel rail pullout 549.24.333



**KESSEBÖHMER NO15
ARENA STYLE**
Baking tray pullout 549.24.343



**KESSEBÖHMER
COMFORT II PULLOUT
R/H, LEFT MOUNT**
Chrome Arena Style 545.53.674
Anthracite Style 545.53.477



**KESSEBÖHMER
DISPENSA JUNIOR III**
Arena Style 545.11.614



**HÄFELE 150MM SMALL
& LARGE WIRE PULLOUT**
Wire baskets 495.35.000




**HAFELE PULLOUT
STORAGE UNIT**
Wire baskets 545.26.293



**HAFELE DOUBLE SOFT
CLOSE PULL OUT STORAGE
BASKETS, SMALL & LARGE**
450mm 495.34.010
600mm 495.34.011



**KESSEBÖHMER
CLEANING AGENT
PULLOUT**
White Plastic 549.24.912



**KESSEBÖHMER
COOKING AGENT
PULLOUT**
Silver plastic 549.24.972



**KESSEBÖHMER
POTERO I**
White /Chrome 545.48.760



**KESSEBÖHMER
POTERO II**
White /Chrome 545.48.761

Principal.

Corner Solutions

HÄFELE
KESSEBÖHMER *ninka*



**KESSEBOHMER
LE MANS II CORNER
UNIT, (Right Hand)**

Arena Style RH 541.32.620
Arena Style LH 541.32.621



**KESSEBOHMER
LE MANS II CORNER
UNIT, (Right Hand)**

Anthracite Arena RH 541.31.870
Anthracite Arena LH 541.31.871



**HÄFELE SOFT CLOSE
MAGIC CORNER UNIT**

Wire basket LH & RH 548.16.202




**KESSEBOHMER
MAGIC CORNER**

Arena Classic RH 546.17.602
Arena Classic LH 546.17.603



**NINKA MONDO CORNER
REVOLVING UNIT**

542.24.813



**KESSEBOHMER
270 CAROUSEL UNIT**

Arena Classic 542.31.250



**NINKA CORNER
CAROUSEL UNIT**

White plastic 541.45.837



**ANTHRACITE
ARENA STYLE**



**CHROME
ARENA STYLE**



**CHROME
ARENA CLASSIC**

Overhead Storage

HÄFELE

KESSEBÖHMER



**KESSEBÖHMER iMOVE
SINGLE SHELF**

White
Anthracite

504.68.617
504.68.313



**KESSEBÖHMER iMOVE
DOUBLE SHELF**

White
Anthracite

504.68.623
504.68.323




FREE FLAP CABINET

800mm
900mm

561.02.164
561.02.163


Drawer Organisation



FINELINE CUTLERY INSERT

To suit 450mm drawer
Natural Oak


556.03.400



NINKA CUSIO CUTLEY INSERT

To suit 450mm drawer
Translucent white

556.24.842



NINKA CUSIO CUTLEY INSERT

To suit 900mm drawer
Translucent graphite

556.24.962



HÄFELE CLASSIC CUTLERY TRAY

To suit 600mm drawer
Silver

495.42.004



HAFELE SMART CUTLERY TRAY - ALTO

To suit 450mm drawer


495.42.001



HAFELE CLASSICO CUTLERY TRAY

To suit 900mm drawer
White

495.42.007



HAFELE GRIP CUTLERY TRAY

To suit 600mm drawer
Anthracite Pearl


495.42.008



HAFELE SMART CUTLERY TRAY

To Suit 600mm drawer
White

556.60.789




HAFELE SPICE RACK INSERT

To suit 450mm drawer
White

495.42.009

Waste & Laundry Management

HÄFELE



HÄFELE 10L DOOR MOUNTED WASTE BIN

White, suits 400mm cabinet
495.43.000



HÄFELE 10L DOOR MOUNTED WASTE BIN

Chrome, suits 400mm cabinet
495.43.001



HAILO 5L DOOR MOUNTED BIN

Suits 300mm cabinet
495.43.003



HAILO 18L DOOR MOUNTED BIN

Suits 450mm cabinet
502.62.710



HÄFELE 1 X 40L SINGLE PULL OUT WASTE BIN

Suits 400mm cabinet
502.70.520



HÄFELE 2 X 15L SOFT CLOSE, DOUBLE PULL OUT BIN

Suits 400mm cabinet
495.43.031



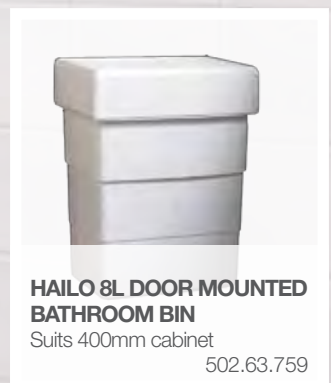
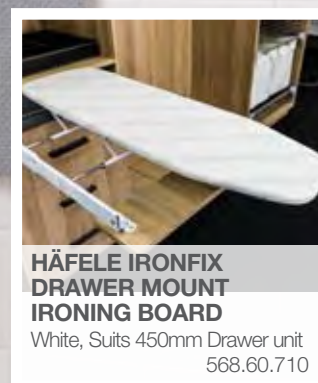
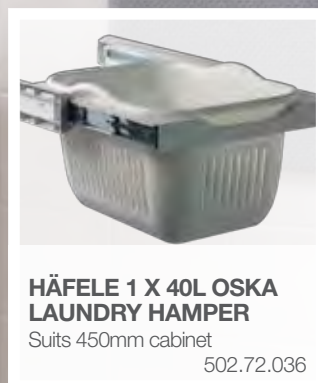
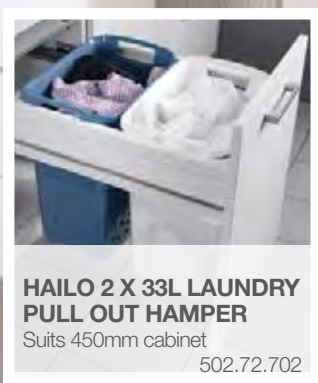
HÄFELE 2 X 20L SOFT CLOSE, DOUBLE PULL OUT BIN

Suits 400mm cabinet
495.43.030




NINKA 4.2L BIO BIN

Suits 400mm cabinet
495.43.002



Accessories

HÄFELE 



HANDLE JIG TEMPLATE

001.35.090



HÄFELE WINE GLASS RACK

Chrome

495.01.301



**HÄFELE TOWEL RAIL
EXTENDABLE 2 ARM**

Silver

495.05.001



**HÄFELE K PUSH
PUSH TO OPEN, FOR DOORS**

White

356.12.013



**HÄFELE MOBILE PLATE
CARRIER**

Small


495.42.105



HAILO STEP STOOL

White Grey

505.07.702



**HÄFELE PROTECTION RAILS
300MM LONG**

Stainless Steel

808.90.090

Principal.

Lighting

HÄFELE



**HÄFELE DOWNLIGHT 12V
2 PIECE KIT**

Warm White 450.72.410
Cool White 450.72.412




**HÄFELE DOWNLIGHT 12V
3 PIECE KIT**

Warm White 450.72.414
Cool White 450.72.416



**HÄFELE 5M STRIP LIGHTING
12V LIGHT KIT**

Warm White 450.72.404
Cool White 450.72.408



DRAWER SENSOR LIGHT

Daylight White 833.87.020



**HÄFELE BLUETOOTH
SOUND SYSTEM**

12V 450.72.418



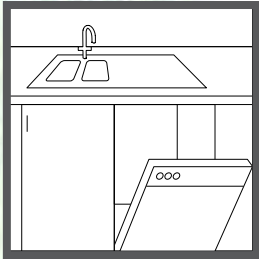
HÄFELE CONNECT BLE BOX

For controlling lighting through Häfele
lighting app wirelessly

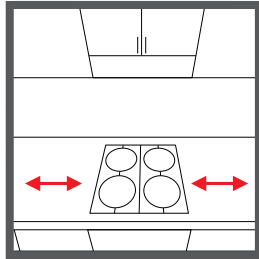
850.00.005

Planning tips

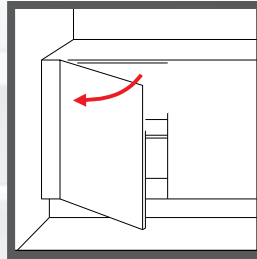
WHAT TO DO



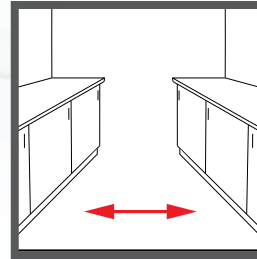
For ease of plumbing, place a dishwasher near the sink and allow a minimum 600mm space to 'house' it.



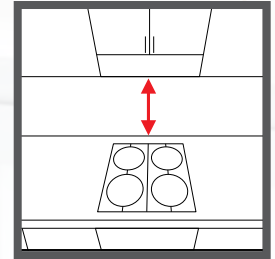
Allow a minimum 450mm either side of the cooktop for safety and extra working space.



Leave space between a cabinet and your wall so doors can be fully opened and the cabinet easily accessed.

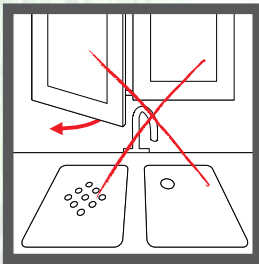


Allow a minimum 1.2m between opposite cabinets for maneuverability.

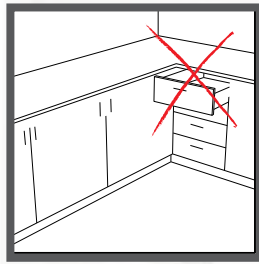


Allow a minimum 650mm between your cooktop and rangehood.

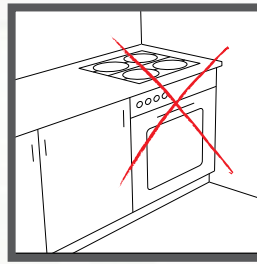
WHAT NOT TO DO




Don't place tall tapware in front of an opening window.




Don't place drawers in a corner where they can block other cabinets.



Don't place a cooktop next to a wall where it can cause overheating. Allow a minimum 450mm on either side.



Don't install a full set of drawers next to a cooktop. This can provide easy access to a hot cooking area for young children.

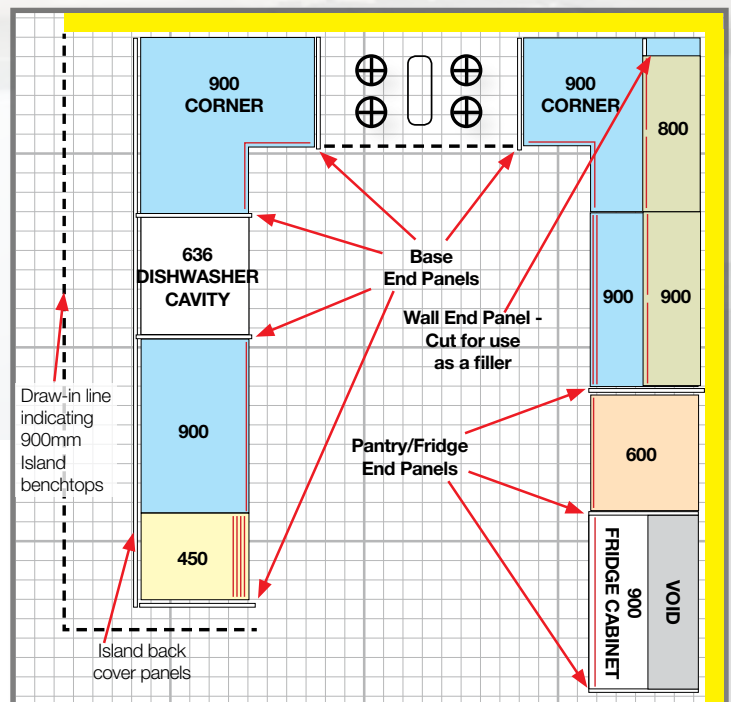


Don't place your dishwasher or stove in a corner where it can block other cabinets.

Design hints & tips

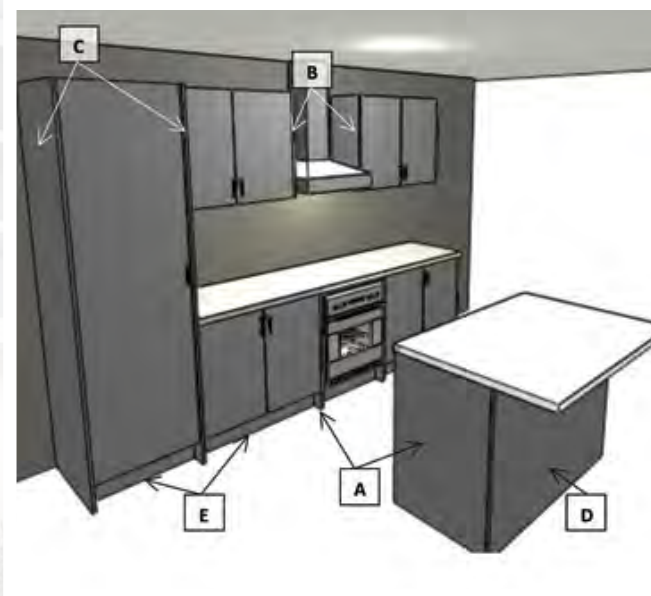
Kitchen design example

Shown here is a sample of a kitchen design. This design highlights the cupboards used, and indicates where panels should be used. You'll notice that we have marked in a solid line, indicating the wall perimeter of the kitchen.



End Panels & Cavities

TYPES OF PANELS AND THEIR PURPOSES



There are five types of panel you can install to give your new kitchen a clean finish. Each panel has a different purpose, explained below.

A. Base End Panel

Finishing exposed sides of base cabinets; placed either side of dishwasher cavity.

B. Wall End Panel

Finishing exposed sides of wall cabinets; used as filler panels (after cutting).

C. Pantry End Panel

Finishing exposed sides of pantry cabinets; to create a fridge box (the sides of the fridge wall cabinet); used as filler panels.

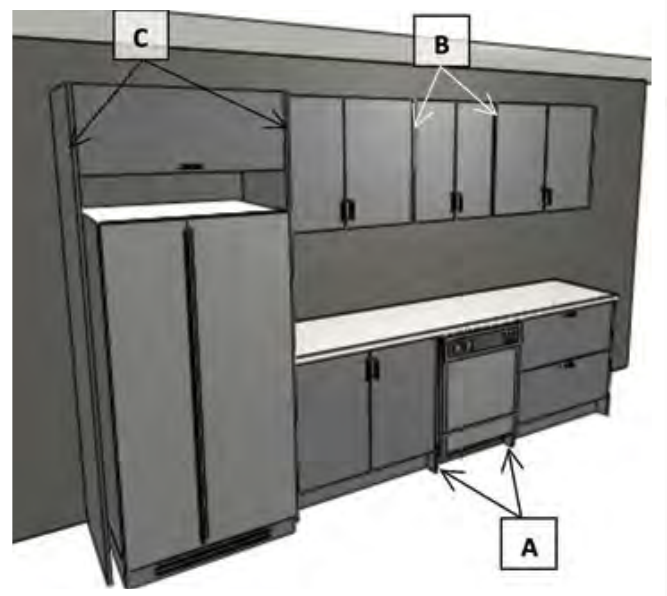
D. Island Back Panel

Finishing the cabinet backs of an island bench.

E. Kickboard

Hides adjustable feet of the base and pantry cabinets.

KITCHEN CAVITIES



Here are some useful measurements when planning out your kitchen cavities, commonly spaces for dishwasher and fridge.

Dishwasher cavity: Leave a space of 636mm or more between two base cabinets. Base end panels are 18mm thick, so when you fix a panel to each exposed cabinet side there'll be at least 600mm of space for your dishwasher.

When using end panels for a dishwasher cavity, use wall end panels either side of a 600mm wall cabinet to keep alignment of your base and wall cabinets.

Fridge cavity: A space of 900mm in width should be sufficient, but check before you go ahead. You can also choose to mount an overhead fridge cabinet, between two pantry end panels. As the image shows, the fridge wall cabinet will mount to the front of the pantry end panels.

Measuring tips

The first thing you need when you're thinking about a new kitchen is a working plan of your space. It's your starting point for designing, costing and building your perfect kitchen. We'll show you how to measure your kitchen space, locate your various services and fixtures, and then sketch your space on the grid provided. With this sketch, you'll be able to plot a kitchen that suits your space and your needs. It is well worth taking the time to do this step correctly. It doesn't have to be a work of art, but it does need to be accurate.

1. Begin by measuring your walls


When measuring the widths of your walls, ideally measure at approximately 1m from the floor, keeping the measuring tape taut at all times (grab a friend to help with this step!). Starting in one corner of the room, measure to the adjacent wall and write down the measurement in millimetres. Go all around the room until all walls are measured. On a spare piece of paper, create a quick, rough sketch of your room shape and note your measurements against it as you move around the room. This will help to ensure you don't accidentally muddle up your measurements later on!

2. Measure your ceiling height

You'll need to know where to position the cabinetry on your wall, and that you have enough room for them. It's best to measure your ceiling height in several places, as floors can be uneven. Write down your measurements.

3. Create a sketch

Use the grid on the next page to create a sketch of your kitchen floor plan, and then transfer your measurements. See above for example.



4. Measure your fixtures

Measure any windows and doors, remembering to always measure from the outside edge of the architrave. Also take measurements of their location on the wall, i.e. how far is the window located from the corner of the wall and how high is it from the floor.

5. Locate your services

Find all your utility and services like electrical points, gas and plumbing and mark the relevant symbols onto your plan. Again, remember to note their height and position on the wall.

Symbols for the different utilities are shown below.

UTILITIES SYMBOLS



PHONE JACK



GAS OUTLET



ELECTRICAL OUTPUT



WATER OUTPUT

If you're still a bit uncertain about measuring up your kitchen properly, ask one of our kitchen expert's in-store for more information.


Design Space

Measure and map out doors and windows.

Make a note of which way they open.

Locate and mark your plumbing and electrical outlets.

Transfer all your measurements to the grid, and start designing!



Delivery & Install

HOME DELIVERY

Your Principal kitchen is available for you to take home from your local store, flat-packed for transportation. Or we can arrange delivery to your home if you'd prefer, for an additional fee. Just ask one of our staff for more information (NB: 14 working days should be allowed for any items that need to be ordered in to complete your kitchen).



INSTALL IT YOURSELF

The Principal kitchen range is conveniently packed, making it simple for you to assemble and install. All cabinets are pre-drilled with all assembly hardware included. Alternatively, speak to our staff who will be able to refer you to a suitable local trade professional to quote for the installation of your kitchen.



Speak to one of our friendly kitchen consultants to get a copy of the Installation Guide

Essentials Checklist

Every great Kitchen project needs to have all the essential components. Use this checklist to make sure you have all your bases covered before you build.

Have you marked on your plan before designing:

- Water and waste ☐
- Doorways and windows ☐
- Electrical outlets and existing lighting ☐

Have you selected your finishes:

- Doors and drawer fronts p.6 ☐
- Benchtop p.46 ☐
- Splashback p.50 ☐
- Wall paint ☐
- Flooring ☐

Have you included these essentials in your design:

- Drawers for cutlery ☐
- Fridge ☐
- Pantry p.44 ☐
- Handles for your cupboards p.52 ☐
- Oven p.54 ☐
- Cooktop p.54 ☐
- Rangehood p.54 ☐
- Sink p.56 ☐
- Bin p.66 ☐

Have you selected your functional storage?:

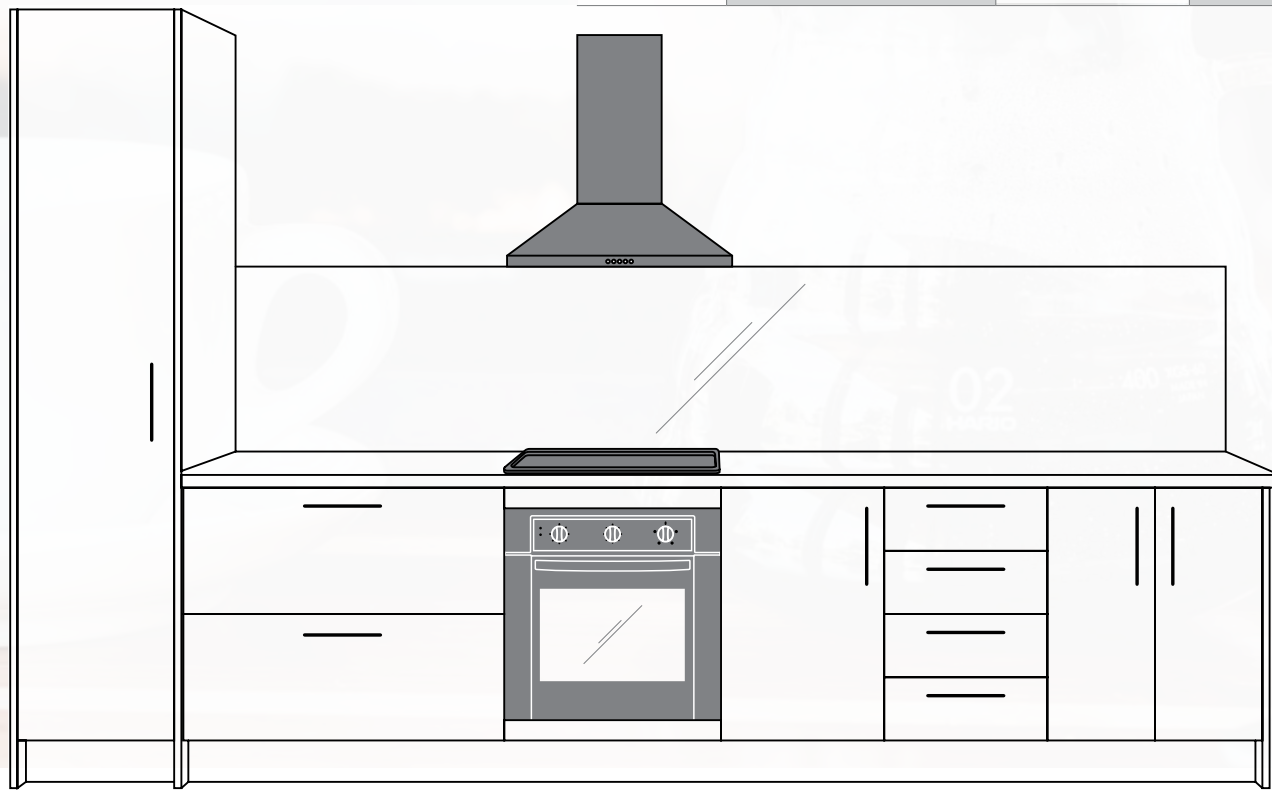
- | | |
|--|--|
| Pantry solutions p.60 <input type="checkbox"/> | Overhead storage p.64 <input type="checkbox"/> |
| Base storage p.62 <input type="checkbox"/> | Drawer organisation p.65 <input type="checkbox"/> |
| Corner solution p.63 <input type="checkbox"/> | Waste & Laundry management p.66 <input type="checkbox"/> |

6 Cabinet Design

To help determine which kitchen is the right match, we have developed a pricing comparison guide for you. Please see in-store for Principal kitchens pricing.

Based on a typical six cabinet straight line kitchen, the comparison guide makes it easy to compare the pricing for each of the styles.

| Cabinets | Doors & Drawer Fronts | Panels | Benchtop |
|-----------------------|-------------------------|---------------------------|---------------------------|
| 1 x 450mm Pantry | 1 x 450mm Pantry Door | 2 x Pantry End | 1 x 600mm (deep) Laminate |
| 1 x 900mm 2-Drawer | 1 x 900mm 2-Drawer Pack | 1 x Base End | |
| 1 x 600mm Oven Base | 1 x 450mm Door | 1 x 600mm Oven Panel Pack | |
| 1 x 450mm Base | 1 x 450mm 4-Drawer Pack | 2 x 2400mm Kickboard | |
| 1 x 450mm 4-Drawer | 2 x 300mm Door | | |
| 1 x 600mm 2-Door Base | | | |



Design Plan

| | | | | | |
|---------------|---------------|-------------|-------------|---------------|-------------|
| PANTRY 450 | DRAWER 900 | OVEN 600 | BASE 450 | DRAWER 450 | BASE 600 |
| TEP | TEP | | | | BEP |



Own your new kitchen sooner.

Zip is a simple, flexible way to get the things you need now and pay for them later, interest free.



Great for bits and bobs

Up to \$1000*



Ideal for the bigger jobs

Over \$1000**



Reusable account

Apply for a reusable account with a limit to suit you.



No upfront payments

We pay the store for you, and you take the goods the same day.



Interest free

Easy interest free payments.
No hidden fees.



Flexible repayments

Choose a repayment amount and schedule to suit you.

[zip.co /apply](https://zip.co/apply)

*Minimum monthly repayments are required. A monthly account fee of \$6.00 applies. Pay your closing balance in full each month and we'll waive the fee.

**Minimum monthly repayments are required. Paying only the minimum monthly repayment amount will not pay out the purchase within the interest free period. Any balance outstanding at the expiry of the interest free period for the purchase will be charged interest at the contractual rate, currently 19.9%. A \$6 monthly account fee applies. A one-off establishment fee may apply.

Available to approved applicants only. Terms & Conditions apply and are available on application. See your contract for further details. Credit provided by zipMoney Payments Pty Limited (ABN 58 164 440 993, Australian Credit Licence Number 441878).

Warranty Information

Warranty Against Defects



1. Our goods come with guarantees that cannot be excluded under the Australian Consumer Law. You are entitled to a replacement or refund for a major failure and for compensation for any other reasonably foreseeable loss or damage. You are also entitled to have the goods repaired or replaced if the goods fail to be of acceptable quality and the failure does not amount to a major failure. Where a failure does not amount to a major failure, the Independent Hardware Group is entitled to choose between providing you with a repair, replacement or refund. To obtain compensation, you would need to provide documentary evidence of the loss or damage suffered, and documentary evidence that such loss or damage was a reasonably foreseeable consequence of a failure by the Independent Hardware Group to comply with a consumer guarantee under the Australian Consumer Law. Such evidence may include photographs, statutory declarations, receipts or reports (eg from your doctor), depending on the loss or damage.
2. In addition to all rights and remedies to which you may be entitled under the Competition and Consumer Act 2010 and any other relevant legislation, the manufacturer warrants Principal kitchens to be free from defects in workmanship for a period of 10 years from the date of purchase.
3. In order to claim under this warranty simply visit the Independent Hardware Group store (Mitre 10, Home Timber & Hardware, Thrifty-Link or True Value Hardware), along with proof of purchase (typically this will be a receipt) and evidence of the fault (for example, a photo of the fault in the relevant product). Any cost incurred by you in bringing the product or evidence of the fault to the service desk will be borne by you. An inspection may be required. We will then arrange, at our option or at the option of the manufacturer, to either repair or replace the product, or refund your money and take back the product — in accordance with our Returns Policy, a copy of which is available in store.
4. Our liability under this manufacturer's warranty is subject to us being satisfied that a defect was caused by defective workmanship, and was not caused by or substantially contributed to by other factors or circumstances beyond our control, including (but not limited to) defective installation, maintenance or repair, alteration or modification of the product in a manner not recommended by the manufacturers or any neglect, misuse or excessive use.
5. The benefits conferred by this manufacturer's warranty are in addition to all rights and remedies conveyed by the Competition and Consumer Act 2010, and any other statutory rights to which you may already be entitled, and this warranty does not exclude, restrict or modify any such rights or remedies that are implied by law.
6. This warranty is provided by the Independent Hardware Group - Mitre 10 Australia Pty Ltd
ABN 98 009 713 704. Home Timber & Hardware Group Pty Ltd ABN 64 004 037 049.
1/19 Corporate Drive, Heatherton, VIC 3202. Phone: 1300 880 440.

IMPORTANT - PLEASE READ:

All information and tips in this publication are of a general nature only and The Independent Hardware Group does not warrant the accuracy or completeness of the information and tips in this publication. This publication is not intended to be a substitute for expert advice. The Independent Hardware Group advises you to always consult an experienced and qualified person when undertaking jobs of this kind (including consulting a qualified trades person such as an electrician or plumber where relevant expert services are required). You should also consider any safety precautions that may be necessary when undertaking the work described in this publication (including wearing any necessary safety equipment such as safety glasses, goggles or ear protectors or hard hats). The information and tips in this publication are provided on the basis that The Independent Hardware Group excludes all liability for any loss or damage which is suffered or incurred (including, but not limited to, indirect and consequential loss or damage and whether or not such loss or damage could have been foreseen) for any personal injury or damage to property whatsoever resulting from the use of the information and tips in this publication. The Independent Hardware Group also notes that there may be laws, regulations or by-laws with which you must comply when undertaking the work described in this publication. You should obtain all necessary permissions and permits from council and/or any other relevant statutory body or authority before carrying out any work. Colours shown are as close as possible to actual product colours. Always confirm your choice with the sample products shown on the in-store displays. Independent Hardware Group reserves the right to correct any printing errors.

Mitre 10 Australia Pty Ltd ABN 98 009 713 704. Home Timber & Hardware Group Pty Ltd ABN 64 004 037 049





Available from your leading independent hardware store: